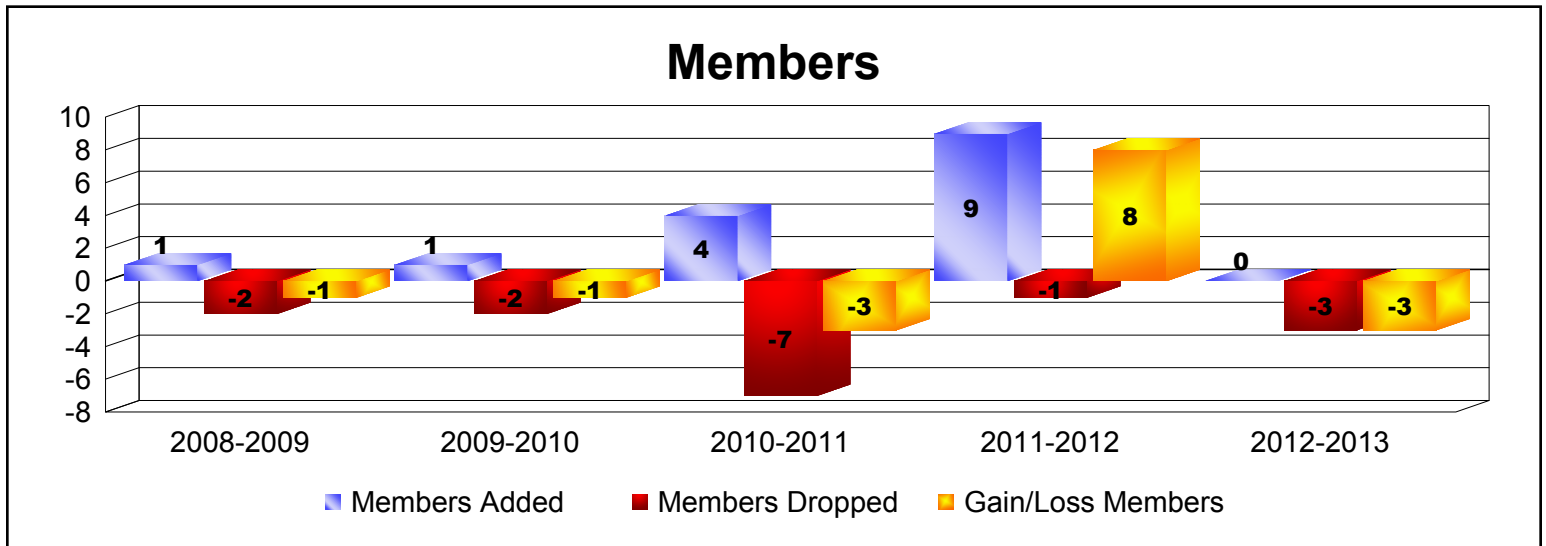
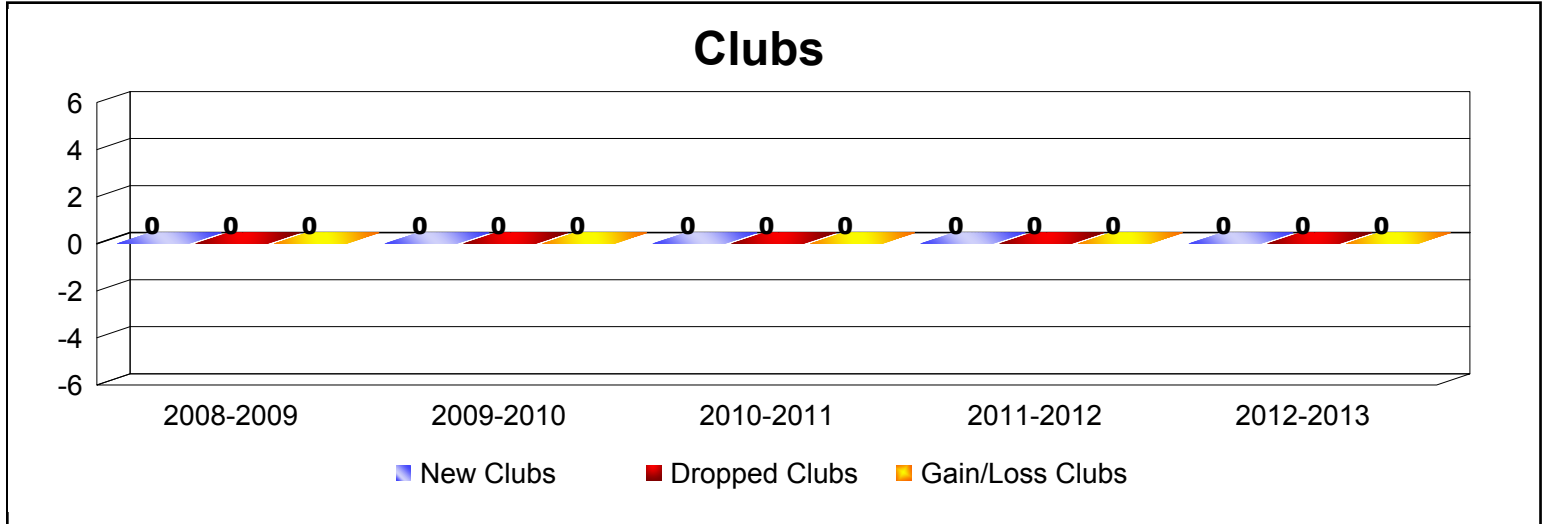


Year	New Clubs	Dropped Clubs	Gain/Loss Clubs	New Members	Charter Members	Reinstate Members	Transfer Members	Total Member Added	Total Members Dropped	Gain/Loss Members
2008-2009	0	0	0	1	0	0	0	1	-2	-1
2009-2010	0	0	0	1	0	0	0	1	-2	-1
2010-2011	0	0	0	4	0	0	0	4	-7	-3
2011-2012	0	0	0	8	0	0	1	9	-1	8
2012-2013	0	0	0	0	0	0	0	0	-3	-3
Average	0	0	0	3	0	0	0	3	-3	0



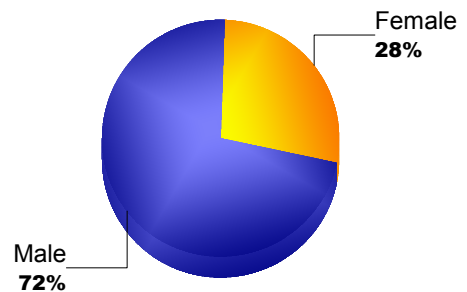
Membership Composition

June 2013 Cumulative

New Members	0.0%
Charter Members	0.0%
Reinstate Members	0.0%
Transfer members	0.0%
Total:	100.0%

Gender Comparison

June 2013 Cumulative



Year	New Clubs	Dropped Clubs	Gain/Loss Clubs	New Members	Charter Members	Reinstate Members	Transfer Members	Total Member Added	Total Members Dropped	Gain/Loss Members
2008-2009	0	0	0	92	0	3	2	97	-107	-10
2009-2010	1	0	1	66	36	4	1	107	-102	5
2010-2011	0	-2	-2	51	0	3	4	58	-116	-58
2011-2012	0	-1	-1	69	0	4	4	77	-94	-17
2012-2013	0	-2	-2	60	0	0	3	63	-99	-36
Average	0	-1	-1	68	7	3	3	80	-104	-23

